




AT-AM4-4060-18

Active Multiplier x4, 40-60GHz Pout=+18dBm

Full U Band Active Multiplier 40-60GHz, Pout=+18dBm, WR-19

2022-11-1



Description:

AT-AM4-4060-20 is a full U band, active x4 frequency multiplier. The multiplier has an input frequency of 10-15 GHz with a typical output +18dBm from 40-60GHz.

The integrated input and output buffers deliver high output power at a low drive level. The multiplier also has a typical harmonic suppression. The input port is SMA female, and the output is WR-19. Other port configurations are available under different requirement.

More information, please visit www.atmicrowave.com

Feature

- ✓ Frequency: 40-60GHz
- ✓ Pout: +18dBm typical
- ✓ Input: 10-15GHz
- ✓ Low Harmonics

Application

- ✓ U band Communication
- ✓ Test Equipment
- ✓ ROF (RF Over Fiber)
- ✓ Radar System

Electronical Specifications:

Parameter	Min	Typical	Max
Input Frequency	10GHz		15GHz
Input Power	+8dBm	+10dBm	+13
Multiplier Factor		X4	
Output Frequency	40GHz		60GHz
Output Power	+17dBm	+18dBm	
X3/X5 Harmonic Suppression		-35 dB	
Drain Voltage		+5V/600mA	
Spec Temp		25C	





AT-AM4-4060-18

Active Multiplier x4, 40-60GHz Pout=+18dBm

Mechanical Information

Item	Description
Input Port	SMA Female
Output Port	WR-19
Case Material	Copper
Finish	Gold Plated
Weight	190g
Size:	See outline

Absolute Maximum Ratings Table

Parameter	Value
Drain Supply	+8V
RF Input Power	+20dBm
Operating Temperature	0 to +50C
Storage Temperature	-65 to +150C

Notes:

- ✓ Datasheet may be changed according to update of MMIC, Raw materials , process, and so on.
- ✓ This data is only for reference, not for guaranteed specifications.
- ✓ Please contact AT Microwave team to make sure you have the most current data.
- ✓ Always pay attention to the temperature of the case, heatsink and fan are required if case temperature exceeds over 50C.



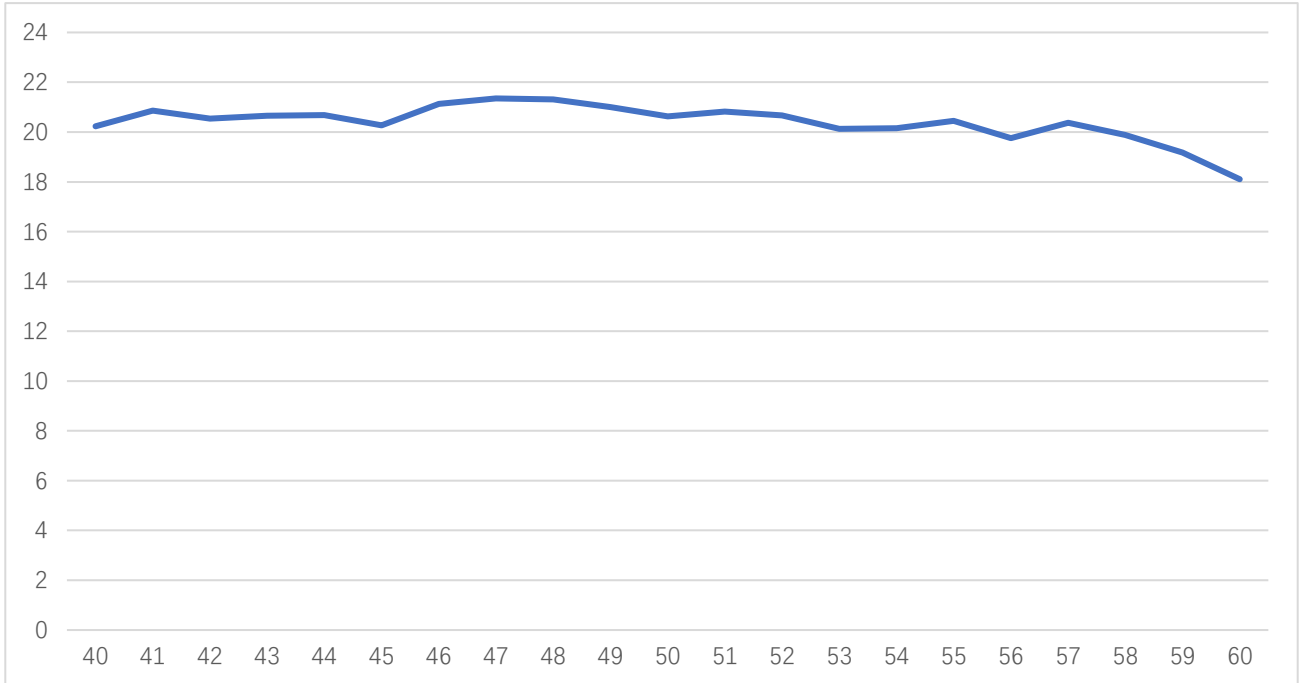


AT-AM4-4060-18

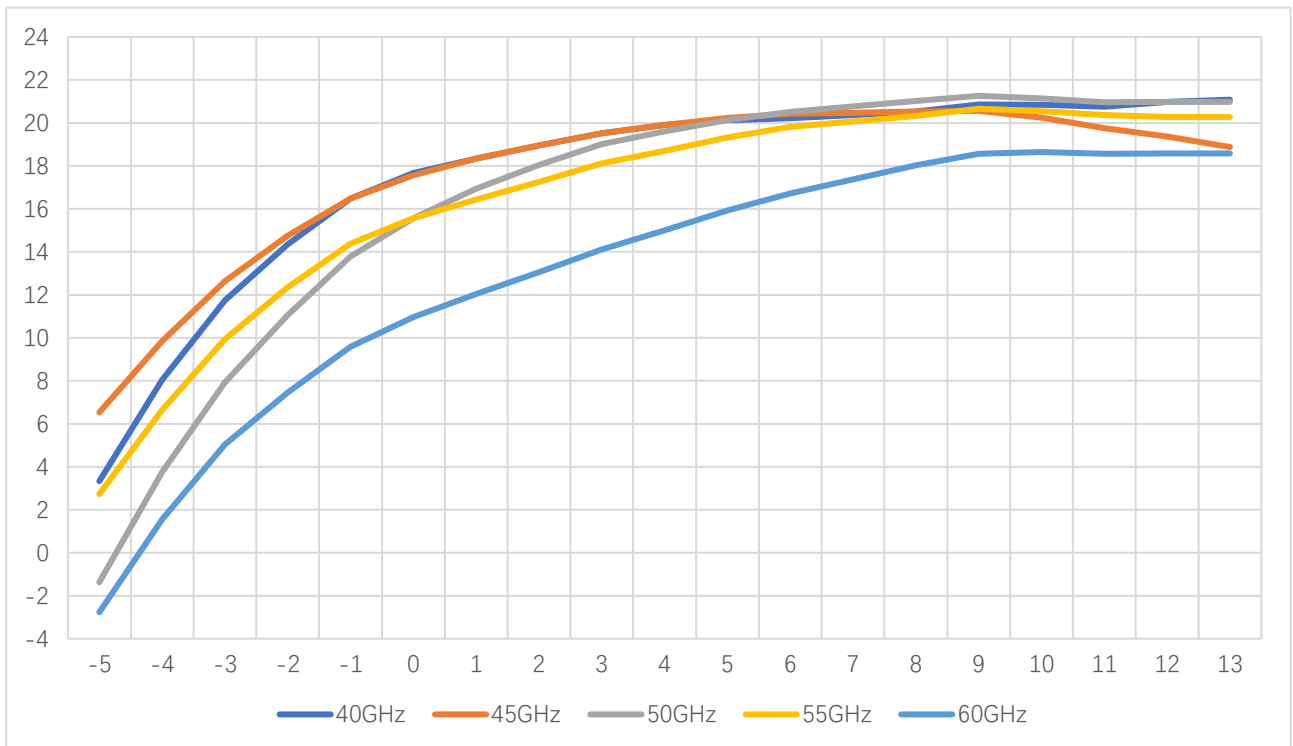
Active Multiplier x4, 40-60GHz Pout=+18dBm

Test Data (25C)

Please note that test curves will vary slightly from unit to unit.



Pout vs Frequency, Pin=+10dBm



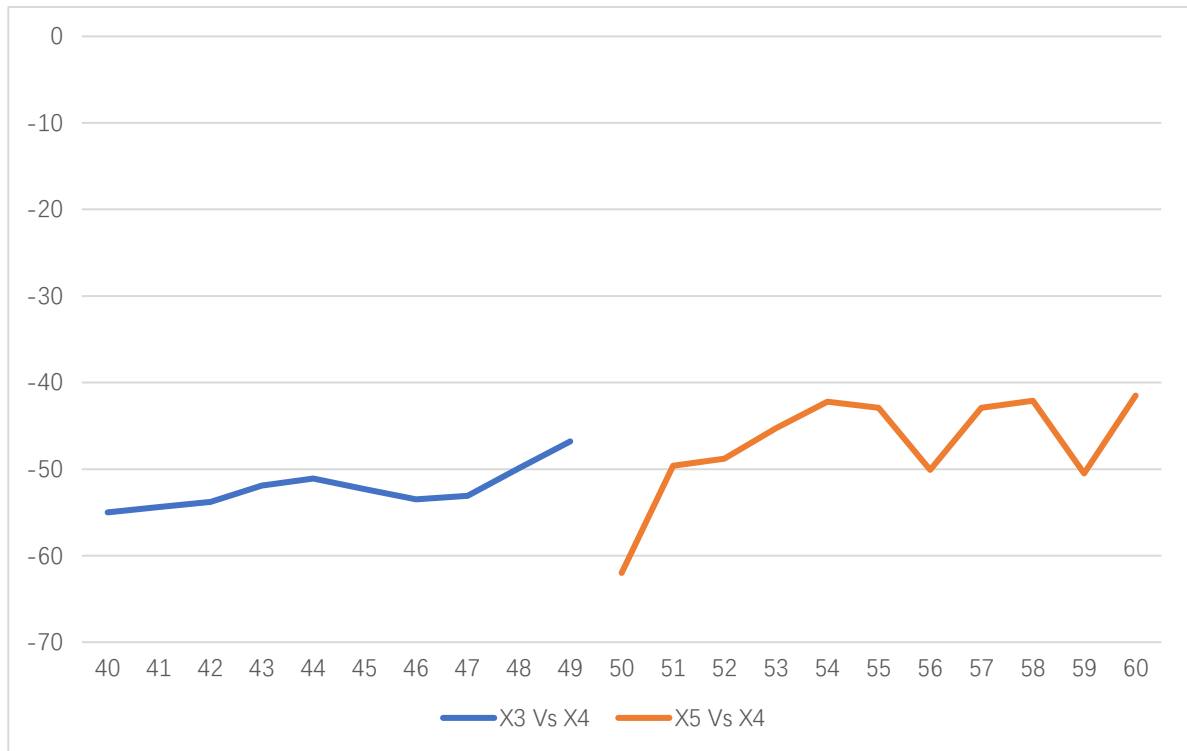
Pout v Pin at 40/50/60GHz





AT-AM4-4060-18

Active Multiplier x4, 40-60GHz Pout=+18dBm



X3/X5 Harmonics suppression vs X4 Pout



Dimension (Unit:mm)

